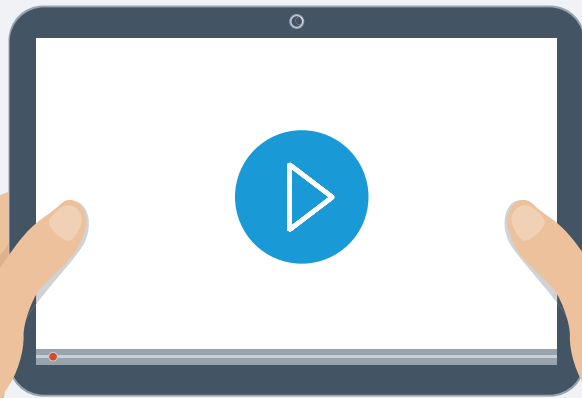


4-STEP COACHING PROCESS

Changing risky driver behaviors to help reduce and prevent collisions is simple with the Lytx DriveCam® safety program.


1

WATCH THE EVENT AT LEAST TWICE to make sure you understand why an event was triggered.



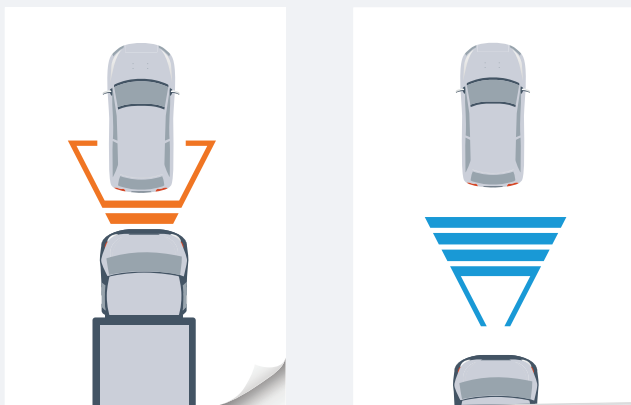
2

WATCH THE EVENT WITH THE DRIVER, and let them talk it through with you. Listen to their perspective.



3

EXPLAIN THE DRIVING RISK, and ask what they can do to avoid it in the future. Add any advice that has worked for other drivers. Or, recognize the driver if they successfully handled a risky situation caused by someone else.



4

DOCUMENT the coaching session occurred in the DriveCam Online® portal.

